

# Watermark Student Learning & Licensure

Outside Mentors Evaluations


Advanced Final Evaluation of Field Placement

BSW/Foundation MSW Final Evaluation of Field Placement

- Both above listed evaluations are filled out by the Mentor as designated
  - There is a rubric attached and they must fill this out
    - There is an area to give feedback
  - A space to give a grade recommendation

# Evaluation Process Step 1

When you go into the Activities  
Click on View details  
Click on your assigned student



# Evaluation Process Step 2

When in the assessment

Make sure MENTOR is in the title

Click View Rubric Details


Here you can evaluate, and comment

DO NOT EXIT WITHOUT HITTING SAVE & CLOSE AND

ALSO HIT SAVE WHEN YOU ARE OUT

Hit SUBMIT when it is ALL completed

Mentor feedback and recommended grade are below the rubric on the right side



The screenshot shows a web interface for an assessment. At the top, there is a navigation bar with a 'Previous' button. Below this, a large blue banner contains the text 'Assessment Report'. Underneath the banner, the title 'Advanced Final Evaluation for Field Placement' is visible. To the right of the title, there is a 'View Rubric Details' button, which is circled in yellow. An arrow points from the text 'Hit SUBMIT when it is ALL completed' to this button. Below the title, there are instructions for rating and a list of performance levels. The interface is cluttered with various colored bars and text elements.

ngs Previous

Assessment Report

Advanced Final Evaluation for Field Placement

Fields marked with \* are required.

Instructions for Rating in MENTOR


The standard by which a student is to be compared is that of a student at the same point in time. The standard is based on the following scale:

- 5 The intern is functioning at the highest level in this area.
- 4 The intern is functioning above expectations for intern in this area.
- 3 The intern is functioning at the expected level in this area.
- 2 The intern is functioning below expectations for intern in this area.
- 1 The intern is not functioning in this area.

Placement Performance Advanced Year

0.00 0.00%

Elements: Use, Dev, Met, Abs, Eva





# SUPPORT

If you have any issues with the system, there are two resources. If no one is available or it is after business hours, please call Watermark support listed below.

The number is 1-800-311-5656  
Option 1 for Student Learning and Licensure  
Option 2 for Faculty, Staff or Cooperating Mentor

If it is during business hours, you can contact me, and we can set up a zoom if necessary.

**Leanne Harris**  
**Harrisll@lewisu.edu**  
Data Manager  
College of Education and Social Sciences  
DL 337 - Unit 224  
(815) 836-5847